




Hughes Civic Assembly Public Agenda

All Assembly activities – both full-Assembly (plenary) and small-group blocks – are open to in-person viewing by members of the public, from designated Observer Galleries in each room.








All full-Assembly (plenary) blocks will be livestreamed to the City of Fort Collins' YouTube page. Small-group blocks will not be livestreamed.


Key

	= Full Assembly (plenary)
	= Small groups (in breakout rooms)
	= Loose arrangement (Assembly standing or moving together)




Day 1 (April 12)

Part A: Welcome, Introductions & Orientation



#	Block	Start	Duration	Seating
A1	Arrival Hello and welcome!	8:45 AM	25m	
A2	Congratulations & Thank You! A representative of the City of Fort Collins welcomes the Assembly. Process staff describe the uniqueness and importance of this kind of democratic body.	9:10 AM	10m	
A3	Overview of Privacy & Public Affairs Process staff introduce public meeting requirements and how privacy and transparency are balanced in the Assembly. They review policies related to the livestream, videography, photography, public observers, and the media.	9:20 AM	5m	
A4	Delegate Introductions Delegates meet their neighbors, then introduce each other to the full group.	9:25 AM	20m	
A5	Staff Introductions & Explanation of Roles Staff introduce themselves and their roles within the project.	9:45 AM	10m	
A6	Process Overview & Agenda Staff give a brief overview of the plan for the whole Assembly process and this weekend in particular.	9:55 AM	10m	
A7	Deliberation & Group Discussion Agreements Staff give a high-level introduction to the concept of "deliberation." The Assembly creates expectations for how everyone will interact throughout this process.	10:05 AM	15m	


A8	Intro to Presenters & Tips for Great Questions	10:20 AM	15m	
Staff introduce this weekend's slate of presenters and the format for presentations. They offer a guide for crafting questions that lead to the most useful answers.				
A9	Break	10:35 AM	15m	

Part B: Introductions from Convener & Preceding Engagement Process








#	Block	Start	Duration	Seating
B1	Intro from Convening Agency & Q&A	10:50 AM	45m	
City staff introduce the background information they have provided to the Assembly, including the question before the Assembly, the decision-making context, prior public engagement, existing technical work, key feasibility considerations, and City resources available to the Assembly – and take questions.				
B2	Intro to Community Guides Process & Q&A	11:35 AM	30m	
CSU Center for Public Deliberation staff introduce the work of the Community Guides – a community-led engagement process preceding the Assembly. They present key results from this process and take questions.				
B3	Lunch	12:05 PM	45m	

Part C: Community Presentations & Questions (Panel 1)

#	Block	Start	Duration	Seating
C1	Community Presentations & Q&A (Panel 1)	12:50 PM	58m	
Four presenters selected by the Information Committee (IC) speak briefly (6 mins. each) with the full Assembly and answer questions (6 min. each). The IC was composed of four members of City boards and commissions, four randomly selected Community Guides, and four randomly selected community applicants. See staff for more details. Then, the Assembly transitions to small groups.				
C2	Small-Group Q&A (Panel 1)	1:48 PM	25m	
Each presenter speaks in more depth with a (randomly selected) subgroup of the Assembly, explaining their proposals for the site, if any, and answering questions.				

C3	Small-Group Debrief	2:13 PM	17m	
The Assembly debriefs what new insights have emerged and what further questions have arisen – as well as adding new Values, Ideas, and Information Requests to the Assembly's cumulative collection.				
C4	Break	2:30 PM	15m	

Part D: Personal Experience, Reading & Synthesis

#	Block	Start	Duration	Seating
D1	Tips for Tough Conversations	2:45 PM	5m	
Staff offer tips for talking about challenging topics in a respectful way.				
D2	Exploring Personal Experience with the Topic	2:50 PM	25m	
The Assembly gathers information and insight from each other – in the form of personal experience with the topic.				
D3	Intro to Information Types & Document Archive	3:15 PM	7m	
Staff further explain how the five things the Assembly is gathering this weekend – Key Information, Questions, Values, Ideas, and Information Requests – will impact the process. Staff also point out how to access the Assembly's archive of documents.				
D4	Quiet Reading	3:22 PM	15m	
Delegates read some of the introductory documents in their binders or archive.				
D5	Intro to Synthesis	3:37 PM	8m	
Staff introduce the next block, and the Assembly transitions to small groups.				
D6	Small-Group Synthesis	3:45 PM	35m	
In small groups, the Assembly continues to work through the information it has gathered so far, focusing on identifying Ideas for the site suggested during prior public engagement work.				
D7	Closing	4:20 PM	10m	
The Assembly transitions out of small groups. Staff talk through end-of-day housekeeping and reminders for tomorrow.				