


Panel Public Agenda

Note: All full-group sessions will be livestreamed to YouTube. Small-group sessions will not be livestreamed, to respect Panelist privacy.

Key:







 = Full Panel

 = Half-Panel groups (in this case, typically about 18 Panelists each)



 = Small group (in this case, 6 groups of 6 Panelists each, unless otherwise specified)

Day 1 (May 13)






Part A: Welcome & Introductions

#	Task	Start	Duration	Seating
A1	Arrival Greeting Panelists as they arrive.	9:00 AM	15m	
A2	Congratulations & Thank You! Healthy Democracy staff welcome Panelists and describe the uniqueness and importance of this kind of process.	9:15 AM	10m	
A3	Introduction to Why We're Here Brief introduction to what this Panel will consider and who will receive its recommendations.	9:25 AM	10m	
A4	Staff Introductions & Explanation of Roles Staff members introduce themselves and briefly talk about their roles within the project.	9:35 AM	20m	
A5	Process Overview & Agenda Overview of the plan for the whole Panel process, then this weekend, then today.	9:55 AM	15m	
A6	Panelist Introductions Panelists introduce themselves and each other to the group.	10:10 AM	30m	

Part B: Process Orientation








#	Task	Start	Duration	Seating
B1	Overview of Privacy & Public Affairs Discuss the balance of privacy and transparency on the Panel, and review policies related to the livestream, public observers, and the media.	10:40 AM	10m	
B2	Break	10:50 AM	15m	
B3	Overview of Key Deliberation Concepts High-level introduction to deliberative practices and communication practices.	11:05 AM	10m	
B4	Group Discussion Agreements Create agreements for how Panelists want to interact with one another throughout this particular process.	11:15 PM	20m	
B5	Experiences with the Fairgrounds Panelists get to know each other and share their experience with the Fairgrounds.	11:35 PM	30m	
B6	Introduction to Briefing Materials Introduction to the briefing materials provided by the City and Fair Board, and an opportunity for silent reading and reflection.	12:05 PM	25m	
B7	Lunch	12:30 PM	60m	

Part C: Orientation to Policy Context & Stakeholder Statements








#	Task	Start	Duration	Seating
C1	Exploration of Cognitive Biases Overview of how who we are and how our brains work can influence our work together.	1:30 PM	20m	
C2	Introduction to Good Questions Orientation to asking productive, collaborative questions.	1:50 PM	30m	
C3	Prepare for Stakeholder Presentations Read stakeholder statements by the Informational Advisory Committee.	2:20 PM	25m	
C4	Icebreaker An opportunity to get to know each other and move around the room.	2:45 PM	10m	
C5	Break	2:55 PM	10m	
C6	Stakeholder Presentations Members of the Informational Advisory Committee introduce their perspectives on the Fairgrounds topic, followed by a combined Q&A session with the Panel.	3:10 PM	65m	
C7	Where We Are & Closing End-of-session housekeeping items and reminders for tomorrow.	4:15 PM	15m	

Day 2 (May 14)

Part D: More Stakeholders & First Background Presenters





#	Task	Start	Duration	Seating
D1	Arrival Hello and welcome!	9:00 AM	15m	
D2	Read Project Materials Quiet reading of written materials about the origin of the project, and materials prepared in advance by the City and Fair.	9:15 AM	20m	
D3	Discuss Project Materials Discussion of introductory materials to the project.	9:35 AM	15m	
D4	Prepare for Stakeholder Statements Read stakeholder statements written by members of the Informational Advisory Committee and generate questions for them.	9:50 AM	15m	
D5	Stakeholder Presentations Members of the Informational Advisory Committee introduce their perspectives on the Fairgrounds topic, followed by a combined Q&A session with the Panel.	10:05 AM	35m	
D6	Break	10:40 AM	15m	
D7	Debrief & Question Generation Discuss key takeaways from the first round of stakeholder presentations and continue exploring Panelists' personal experiences with the Fairgrounds.	10:55 AM	25m	
D8	Background Presenter Group 1 Presentations Each presenter gives a 10-minute presentation, then all presenters take questions together.	11:20 AM	70m	
D9	Lunch	12:30 PM	60m	

Part E: Second Background Presenters




#	Task	Start	Duration	Seating
E1	Icebreaker An opportunity to get to know each other and move around the room.	1:30 PM	20m	
E2	Reading Time & Prepare for Presenter Group 2 An intro of who's speaking today, with a few minutes to think about potential questions.	1:50 PM	25m	
E3	Background Presenter Group 2 Presentations Each presenter gives a 10-minute presentation, then all presenters take questions together.	2:15 PM	70m	
E4	Break	3:25 PM	15m	
E5	Presenter Group 2 Debrief & Question Generation In small groups, Panelists reflect on any insights that have emerged from the second group of presenters.	3:40 PM	25m	
E5	Introduce Subcommittees Brief introduction to the four Panelist Subcommittees that will help oversee process decisions, conduct public outreach, aid in project evaluation, and foster the Panel's impact over policy decisions.	4:05 PM	10m	
E5	Closing End-of-day housekeeping and a preview of what is coming tomorrow.	4:15 PM	15m	

Day 3 (May. 15)


Part F: Two Presenter Groups & Lived Experience

#	Task	Start	Duration	Seating
F1	Arrival Hello and welcome! A warm welcome to all Panelists, plus any notes after the previous session.	9:00 AM	15m	
F2	Background Presenter Group 3 Each presenter gives a 10-minute presentation, then all presenters take questions together.	9:15 AM	70m	
F3	Lived Experience in Caucuses A time for Panelists to gather in identity-based caucuses and share personal reflections on the process and topic.	10:25 AM	40m	
F4	Break	11:05 AM	15m	
F5	Background Presenter Group 4 Experts give 10-minute presentations, then all experts take questions from the Panel.	11:20 AM	70m	
F6	Lunch	12:30 PM	60m	


Part G: Presenter Group 5 & Selections from Presenter Menu

#	Task	Start	Duration	Seating
G1	Debrief & Generate Questions Discuss what insights have emerged from the first three groups of presenters, and prepare questions for group four.	1:30 PM	20m	
G2	Background Presenter Group 5 Each presenter gives a 10-minute presentation, then all presenters take questions together.	1:50 PM	70m	
G3	Break	3:00 PM	15m	
G4	Debrief & Identify Gaps	3:15 PM	20m	

Begin to brainstorm some of the high-level concepts that may be emerging as important, and what information is still missing.

G5	Select Presenters off the Menu	3:35 PM	40m	
----	--------------------------------	---------	-----	---

Panelists review the menu of potential presenters prepared by the Informational Advisory Committee, selecting several presenters to speak in upcoming sessions.

G6	Closing	4:15 PM	15m	
----	---------	---------	-----	---

A huge thank you to Panelists for their work this weekend, and any reminders before adjourning for three weeks.
